

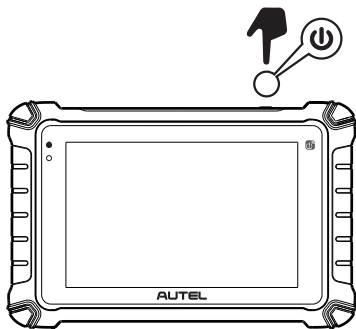
Thank you for purchasing this Autel tool. Our tools are manufactured to a high standard and — when used according to these instructions and properly maintained — will provide years of trouble-free performance.

Getting Started



IMPORTANT: Before operating or maintaining this unit, please read these instructions carefully, paying extra attention to the safety warnings and precautions. Failure to use this product properly may cause damage and/or personal injury and will void the product warranty.

1



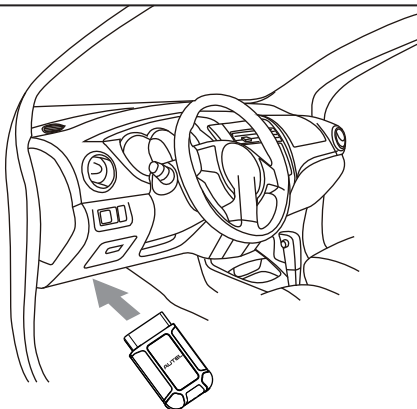
- Press and hold the **Power/Lock** button to turn on the tablet. Ensure the tablet has a charged battery or is connected to the supplied DC power supply.

2



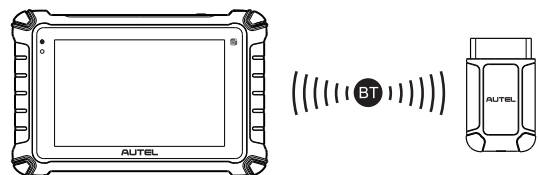
- Scan the QR code above to visit our website at **pro.autel.com**.
- Create an Autel ID and register the product with its serial number and password.

3



- Insert the MaxiVCI V150 into the vehicle's DLC, which is generally located under the vehicle dashboard.

4



- Connect the tablet to the MaxiVCI V150 via Bluetooth to establish a communication link.
- When the MaxiVCI V150 is properly connected to the vehicle and the tablet, the VCI status button on the bottom bar of the screen will display a green badge at the corner, indicating the tablet is ready to start vehicle diagnosis.

1	2	3	4	5	6	7	8
---	---	---	---	---	---	---	---

	POSITION	DATE	DESCRIPTION

A

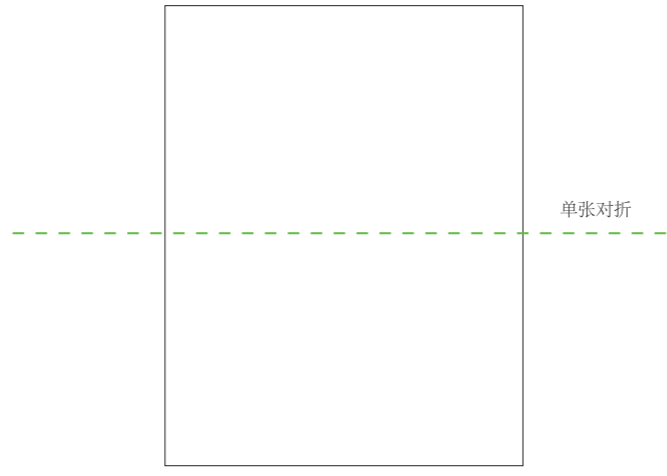
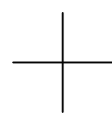
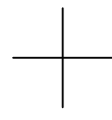
B

C

D

E

F



单张对折

RELEASE LEVEL: &PROJ_RELEASE
FILE NAME: MODEL NAME

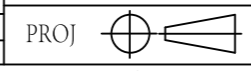
颜色	备注
	英语/单黑/ 正反印刷再对折

注: AUTEL设计部不指定供应商。效果做到参考样品一致即可。

DIM	Sheetmetal	Machining
0~6	0.10	0.05
6~30	0.15	0.10
30~120	0.25	0.15
120~300	0.35	0.20
300~600	0.50	0.25
600~1200	0.60	0.30
>1200	0.80	0.50
ANG.	1°	30°

AUTEL 道通科技股份有限公司
Autel Intelligent Technolog Corp.Ltd.

These Drawings And Specification
Are The Property Of AUTEL And Shall
NOT Be Reproduced Copied Or Used
In Any Manner Without The Prior
Written Consent Of AUTEL



快速指引		
TITLE:		
DRAW: 汤清洪	UNITS: 265x190mm	DWG NO: AUT62061001
CHKD: 刘贻妃	FINISH:	
STAD:	MASS(Kg):	PART NO: 500007684
APPD: 李伟斯	SCALE:	
SHEET: 1 OF 1	PRODUCT: TS900	Material: 120g书写纸

1	2	3	4	5	6	7	8
---	---	---	---	---	---	---	---